

ORDER #

DATE:

NAME:

ADDRESS:

PH:

MOB:

FAX:

DOOR COLOUR:








18MM WHITE 18MM SINGLE SIDED WHITE

18MM RAW VINYL SATIN

VINYL TEXTURE VINYL GLOSS

TIMBER

SQUARE EDGE

ITEM	QTY	HEIGHT	WIDTH	SQUARE EDGE					COMMENTS/DIAGRAMS	EDGE PROFILES	
				T	B	L	R	ALL		PLEASE TICK THE APPROPRIATE BELOW	
1										<input type="checkbox"/> SQ EDGE	<input type="checkbox"/> TICK
2											
3										<input type="checkbox"/> 2MM EDGE	<input type="checkbox"/> TICK
4											
5										<input type="checkbox"/> PROFILE 1	<input type="checkbox"/> TICK
6											
7										<input type="checkbox"/> PROFILE 2	<input type="checkbox"/> TICK
8											
9										<input type="checkbox"/> PROFILE 3	<input type="checkbox"/> TICK
10											
11										<input type="checkbox"/> PROFILE 4	<input type="checkbox"/> TICK
12											
13										<input type="checkbox"/> PROFILE 5	<input type="checkbox"/> TICK
14											
15										NOT TO SCALE	
16											
17											
18											
19											
20											
21											
22											
23											
24											
25											
26											
27											
28											
29											
30											
31											
32											

Geelong Branch
76 Barwon Terrace,
South Geelong VIC 3220
sales@vicjs.com.au



Shepparton Branch
5-7 Callister St,
Shepparton VIC 3630
sales.shep@vicjs.com.au

1300 842 577
www.vicjs.com.au
Vic Joinery Supplies Pty Ltd
ABN: 42 611 432 056

ORDER FORM

DOOR STYLE:

DOOR THICKNESS:

DESIGN #

SQUARE

SINGLE CURVE

ARCHED

DOUBLE CURVE

DOUBLE ARCH

Please Note: Alterations and cancellations must be made within 4 hours of the order being placed. Changes after this time will incur full charge.